

Plixus Gateway



Description

The Plixus Gateway is part of Televic's Confero Cloud solution. The 19" rack-mountable device acts as a flexible and secure bridge between Cloud-based services and the conferencing installation in your premises. When connected to the Confero Cloud platform, extra functionalities become available for your conferencing installation, such as meeting preparation (PLAN) or remote participation (MEET).

The Plixus Gateway creates secure hybrid meetings with a near face-to-face experience.

Benefits

Secure traffic

The Plixus Gateway is connected to the Plixus engine on the one side, and to the Cloud on the other side. By controlling and securing the traffic in and out between the Internet and the conferencing room, the Plixus Gateway can transfer audio, video and conference data without you having to worry about security threats. It indeed embeds a TPM2.0 module (ISO/IEC 11889), an international standard enhancing the security of connected systems at a hardware level. Besides, the entire chain is encrypted via TLS (versions 1.2 and 1.3 are supported), which provides end-to-end encryption between the Plixus Gateway and the browser of the remote participants.

Worry-Free Configuration

The Plixus Gateway automatically authenticates itself to the Confero Cloud platform for configuration. Moreover, it integrates easily in the Plixus architecture and is compatible

with different types of central units. It can be connected to either Plixus AE-R, Plixus MME or Confidea WAP G4. A Confidea WAP G3 device can be connected to the Plixus Gateway in combination with either Plixus AE-R or Plixus MME. Besides, the updates are automatically triggered from the Confero Platform.

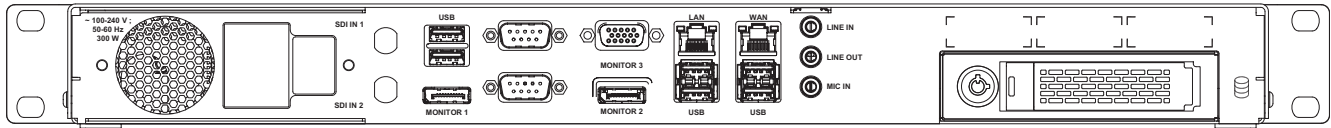
Video enabled

When used in combination with a Confero MEET license, the Plixus Gateway allows to capture video input from a T-CAM system or a third party camera tracking system in the room through the SDI port. Besides, the signage output has the ability to display the active speaker(s), presentations, voting results and agenda topics on a monitor or projector through the DisplayPort.

Features

- » Can be connected to Plixus AE-R, Plixus MME, Confidea WAP G4.
- » Secure connectivity between Confero Cloud services and the conferencing room (transfer of audio, video and conference data)
- » Embeds TPM 2.0 international standard
- » TLS encrypted traffic
- » Automatic periodic updates
- » System management via the Confero Cloud platform

Connectivity



- » ON/OFF button
- » 2 Display ports
- » 2 SDI video port
- » 6 USB 2.0 ports
- » 2 DB9 ports
- » 1 VGA port
- » 1 LAN port
- » 1 WAN port
- » 1 LINE IN port 3.5 mm
- » 1 LINE OUT port 3.5 mm
- » 1 MIC IN port 3.5 mm

Browser Compatibility

Latest version of Google Chrome and Microsoft Edge only, as Confero relies on the WebRTC technology that is not supported by all browsers.

Requirements

- » DHCP server to provide an IP address to the WAN port and/or
- » DHCP server to provide an IP address to the LAN port

Accessories Included

- » 1 DisplayPort male-to-female HDMI adapter to connect a monitor to the Gateway via the Display port.
- » 2 Cinch-to-MiniJack cables

Certification

| Region | Certification |
|--------|---------------|
| Europe | CE |

Specifications

| Mechanical | |
|-------------------------|--------------------------------|
| Mounting | 19" rack |
| Case material | Steel |
| Case color | Black, RAL9011 |
| Size (W x H x D) | 482,6 x 44 x 286,5 mm |
| Size packed (W x H x D) | 570 x 65 x 360 mm |
| Weight packed | 6,300 g |
| Electrical | |
| Supply Voltage | 90-264 VAC, 47-63 Hz |
| Consumption | 115 VAC at 6 A, 230 VAC at 3 A |
| Networking Interface | |
| LAN port | 10/100/1000 Mbps |
| WAN port | 10/100/1000 Mbps |

Memory & Storage

| | |
|--------------|------------|
| Memory (RAM) | 16 GB DDR4 |
| Storage | 128 GB SSD |

Graphics

| | |
|---------|---------------------|
| Display | 1 x VGA 2 x DP++ |
|---------|---------------------|

Video Input

| | |
|------------------|---------------------------|
| Input interfaces | 5D / HD / 3G / 2K SDI x 2 |
|------------------|---------------------------|

| | |
|--------------------------|--|
| Display port resolutions | 3840 x 2160 / 30 Hz 1920 x 1200 / 60Hz 1920 x 1080 / 60Hz 1920 x 1080 / 50Hz 1600 x 900 / 60Hz |
|--------------------------|--|

| | |
|----------------------|--|
| SDI port resolutions | 1080p: 1080p60, 1080p59.94, 1080p50, 1080p30 1080p29.97, 1080p25 1080p24, 1080p23.976 20p: 720p60, 720p59.94, 720p50, 720p30, 720p29.97, 720p25, 720p24, 720p23.976 1080i: 1080i25, 1080i29.97, 1080i30 |
|----------------------|--|

LINE IN

| | |
|---------------------|-----------------------|
| Nominal input level | -10 dBv |
| Maximum input level | +10 dBv |
| Dynamic range | > 90 dB (A-weighting) |
| Frequency response | 20-20,000 Hz |

LINE OUT

| | |
|----------------------|-----------------------|
| Nominal output level | -10 dBv |
| Maximum output level | +10 dBv |
| Dynamic range | > 97 dB (A-weighting) |
| Frequency response | 20-20,000 Hz |
| THD @ nominal level | < 0.1 % |

Environment

| | |
|-----------------------------------|----------------------------|
| Operation temperature | 23 to 149°F / -5 to 65°C |
| Storage and transport temperature | -40 to 185°F / -40 to 85°C |
| Humidity | 5 to 90 % |

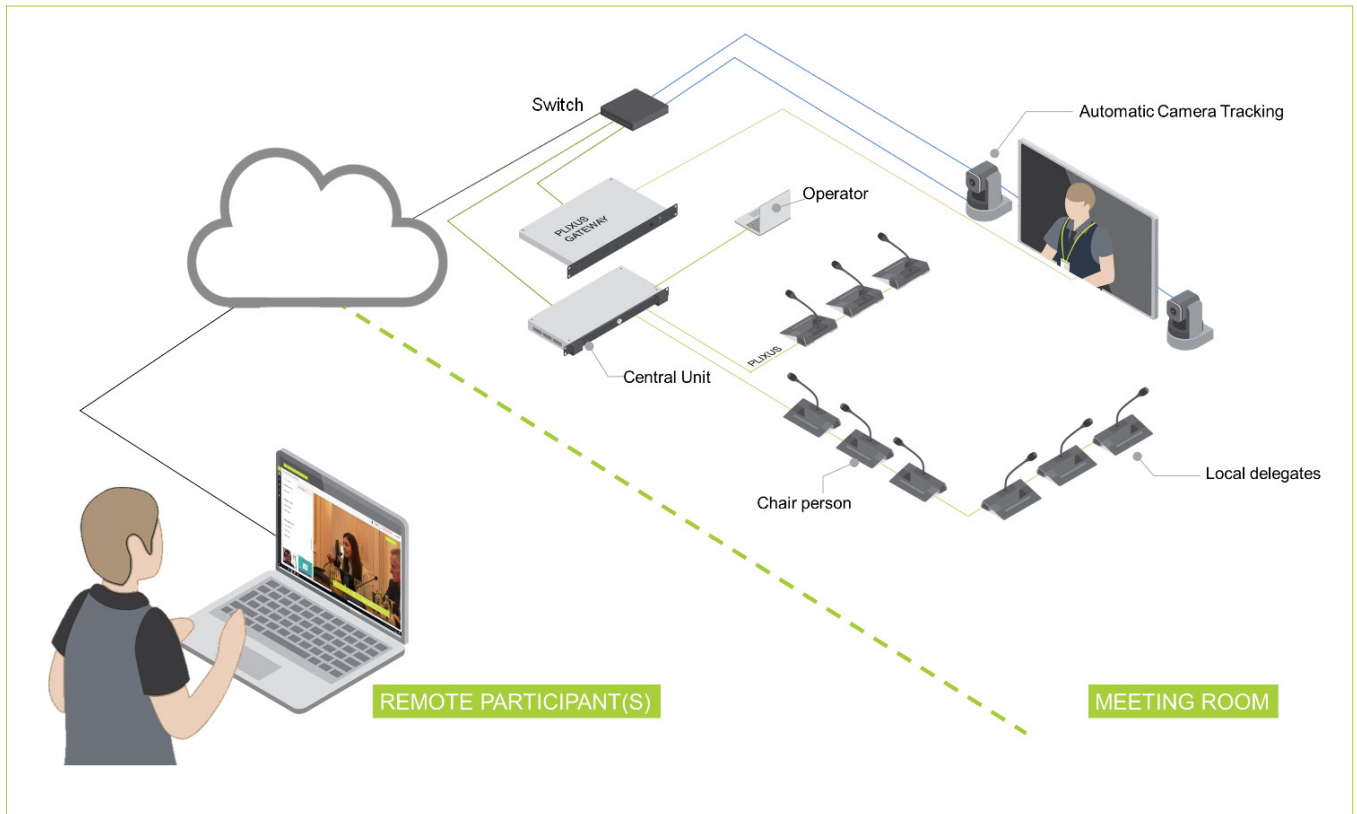
System

| | |
|-----------|--|
| Processor | Intel Core i7-8700 (Max speed 4.6 GHz, TDP 65 W) |
|-----------|--|

Security

| | |
|-----|----------|
| TPM | dTPM 2.0 |
|-----|----------|

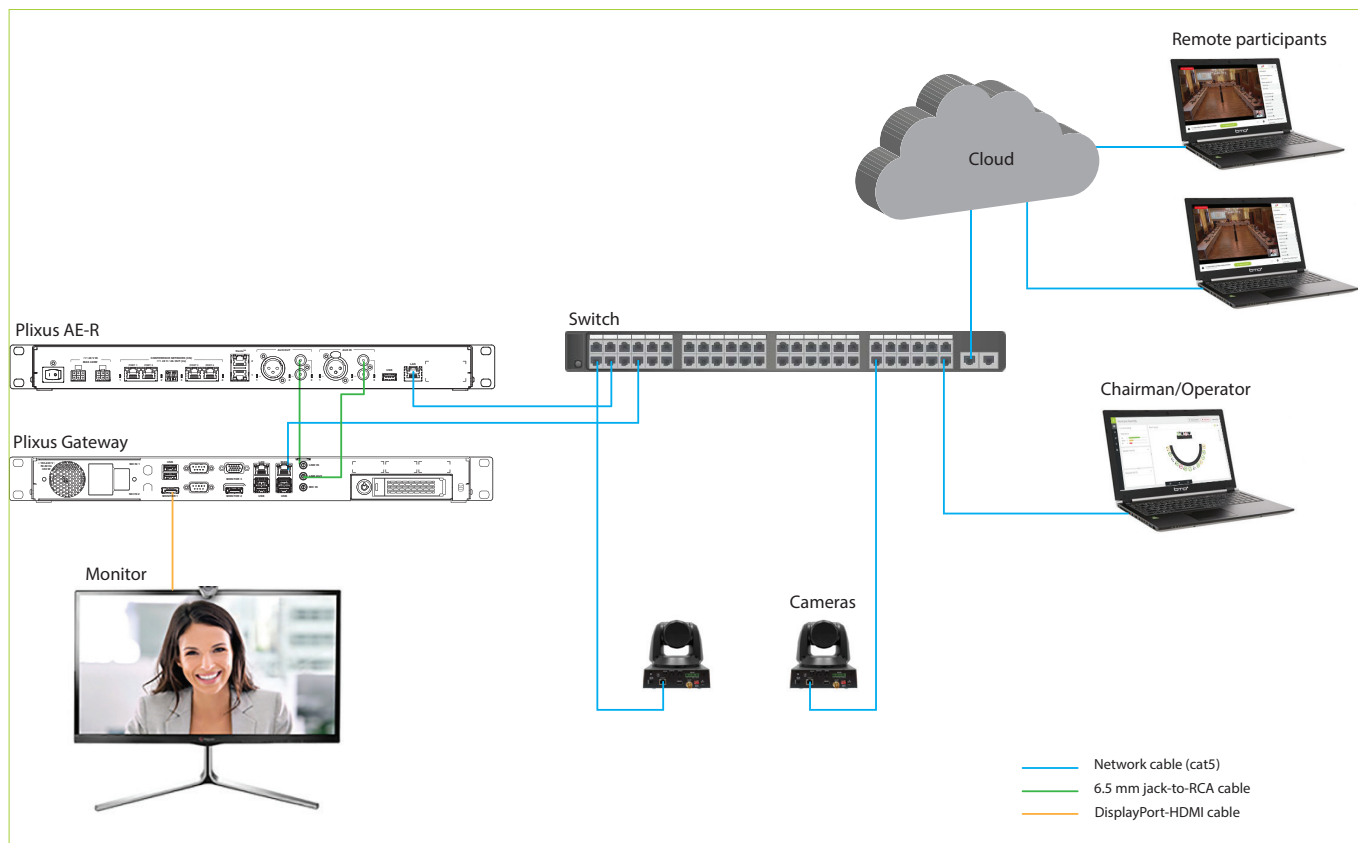
System Overview



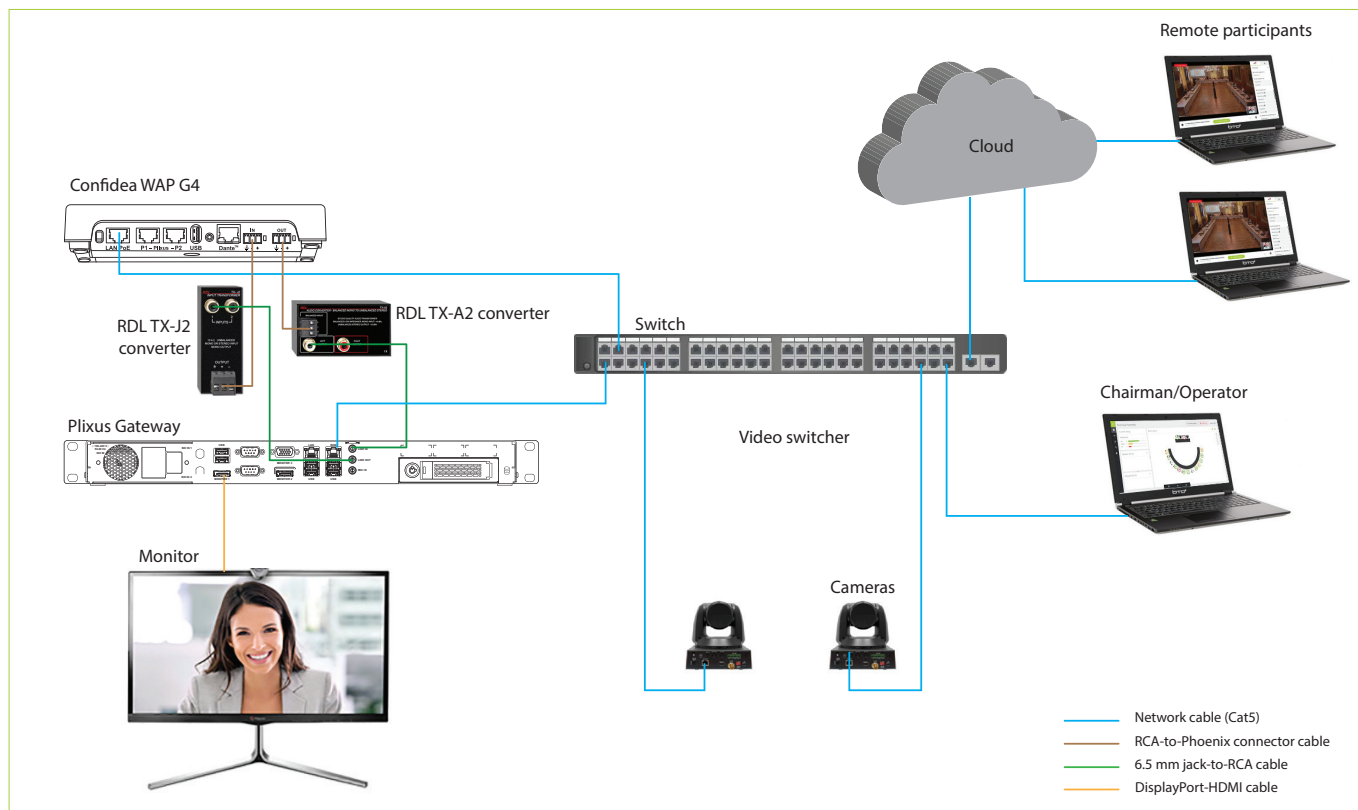
Typical Plixus Gateway setup where the gateway is connected to the Cloud, the Central Unit, the screen and the cameras

Connection Drawings

Connection of the Plixus Gateway to Plixus AE-R (*) (**)



Connection of the Plixus Gateway to Confidea WAP G4 (*) (**)




(*) In case SDI cameras are used, they should be connected to the SDI input 2 of the Plixus Gateway.

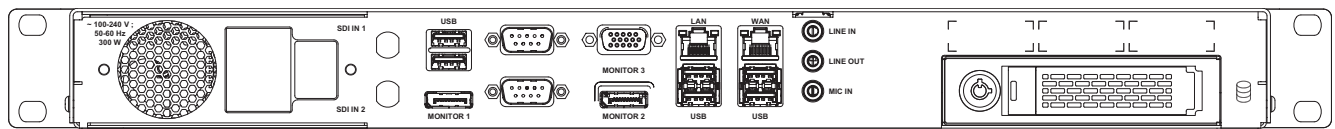
(**) In case you are using the T-CAM solution, a PC with the installed T-CAM software will need to be connected to the system. Please refer to the T-CAM manual for more information.

Technical Drawings

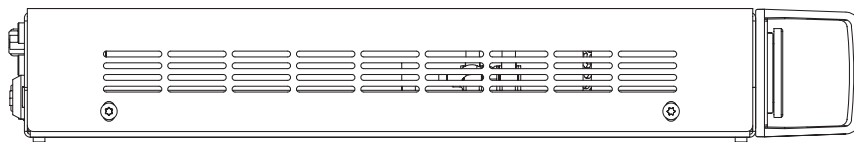
Front view



Rear view



Side view



Top view

