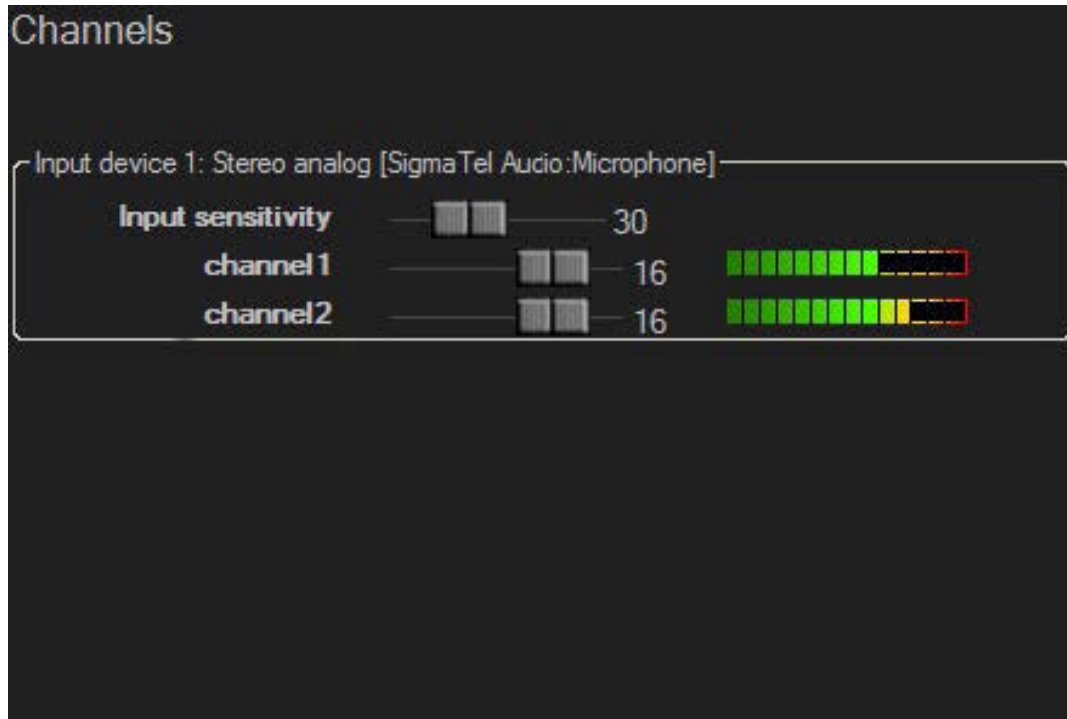


# T-ReX 2 Channel Recording

## Televic 2 Channel Recording Matrix Software



### Description

The T-ReX (Televic Recording Matrix) is a software suite that runs on a standard PC and records multiple audio channels simultaneously.

The software allows you to control, configure, manage and personalize each conference recording session in an intuitive and user-friendly way.

In a multilingual environment, T-ReX records the audio of the speaker and simultaneously records the different interpreter channels. An integrated coupling with the conference system automatically generates timestamps to mark all relevant events during your conference. The software suite also has a tool that helps transcribers with the transcription of the recordings made by the T-ReX recorder. A network interface allows remote management and control using a standard internet browser.

The T-ReX software suite contains three parts: audio recording software, transcription

### T-ReX Software Suite Overview

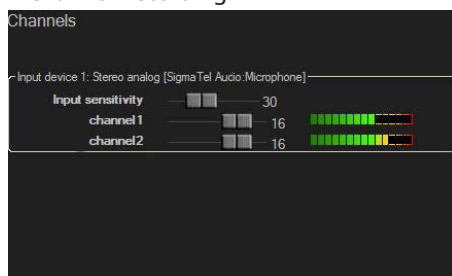
- » T-ReX Recording Software
  - » 2 Channel
  - » Multichannel
- » T-ReX Transcription Software
- » T-ReX Player Software

### T-ReX Recording Software

The T-ReX Recording Software makes multichannel recording effortless. Easy controls and an intuitive layout help users record sessions in an instant. Just slide, adjust, and hit the record button to start.

The T-ReX Recording Software has two licenses: a 2 channel recording license and a multichannel recording license.

## 2 Channel Recording



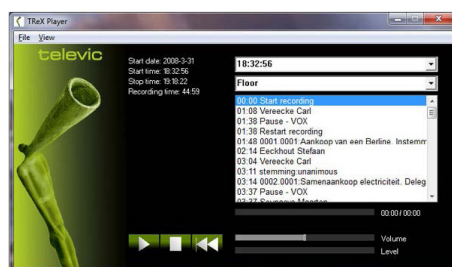
The T-ReX two channel recording software offers all you need to record your conference floor audio, and one additional channel. The software runs on a standard PC and can record 2 audio channels simultaneously.

When connecting a data link to your Televic central unit, T-ReX will automatically timestamp your audio. Automatic time stamps can for example be: microphone ON/OFF or badge insertion.

You can also place markers or timestamps manually during recording. This is used to mark events that are important during the meeting, but that cannot be registered automatically. For example: "Mr x leaves the meeting room." The two channel recording software is delivered complete with a USB 2 channel audio capturing device.

## T-ReX Player Software

The T-ReX Player is a small software tool that opens T-ReX recordings. Like any other player, it plays back the audio



file but it also lets the user choose between the available languages in the selected audio file and displays the markers.

The user can browse through the markers and jump to any point in the recording by clicking the respective marker. The T-ReX Player is a free tool that can be distributed freely throughout your organization.

## Dante Virtual Soundcard Recording

TReX can record via a Dante Virtual Soundcard for up to 16 channels in AISO mode. A license for the soundcard needs to be purchased separately.

## Features

### Controls

- » Record, Pause, Stop
- » Fast-forward, fast-backward

### Audio

- » VOX (Voice Operated eXchange): the vox function can pause or re-start the recording (channel 1 only). The level and time threshold parameters for the vox function can be set in the "T-ReX configuration" menu.
- » Input sensitivity setting per stereo input
- » Level setting per stereo and per mono audio channel

### Sessions

- » Create sessions: a collection of recordings (audio and metadata between start and stop of the recording)
- » Configure sessions: set the channel name and caption, the type, required, width, and data fields
- » Export sessions: copy sessions to a different directory or upload via FTP

### Markers

- » Manually set markers to quickly browse events
- » Zoom in & out on the marker timeline
- » Edit markers

## System Requirements

The T-REX software runs on an Ethernet network with "fat PCs" for the different clients.

### Hardware Requirements

- » Processor: Intel i3 (dual core required)
- » RAM: minimum 4 GB
- » Free disk space: at least 500 GB (recordings storage)

### Maximum Number of Audio Channels

- » 16 mono channels

### Recording Format

- » .WAV
- » .MP3